

ACTIV est une association fondée en février 1988 et régie par la loi du 1-7-1901 dont le but est de promouvoir les **études cliniques et épidémiologiques, la recherche diagnostique et thérapeutique en pathologie pédiatrique.**

Le Bureau					
Dr F. Corrad <b>Président</b>		Pr R. Cohen <b>Dir. Scientifique</b>		Dr M. Boucherat <b>Trésorier</b>	
Dr A. Elbez <b>Secrétaire</b>		Dr A. S. Michot		Dr A. Werner	
Dr O. Romain		Dr C. Schlemmer		Dr A. Wollner	
Dr C. Turberg-Romain					
L'Equipe					
Dr F. Corrad <b>Président</b>		C. Prieur C. Pomba <b>Attachées de recherche clinique</b>		Pr S. Bonacorsi, PU-PH Chef de service de Microbiologie Hôpital Robert Debré (Paris) Dir. du laboratoire associé du CNR E. Coli et Shigella	
Pr R. Cohen <b>Dir. Scientifique</b>		S. Béchet <b>Responsable biométrie</b>		Dr Emmanuelle Varon, PH Cheffe du service de Biologie CHI de Créteil Directrice du Centre National de Référence des Pneumocoques	
Dr M. Boucherat <b>Trésorier</b>		I. Ramay A. Prieur M. Borg <b>Assistantes de recherche</b>			

## La Recherche

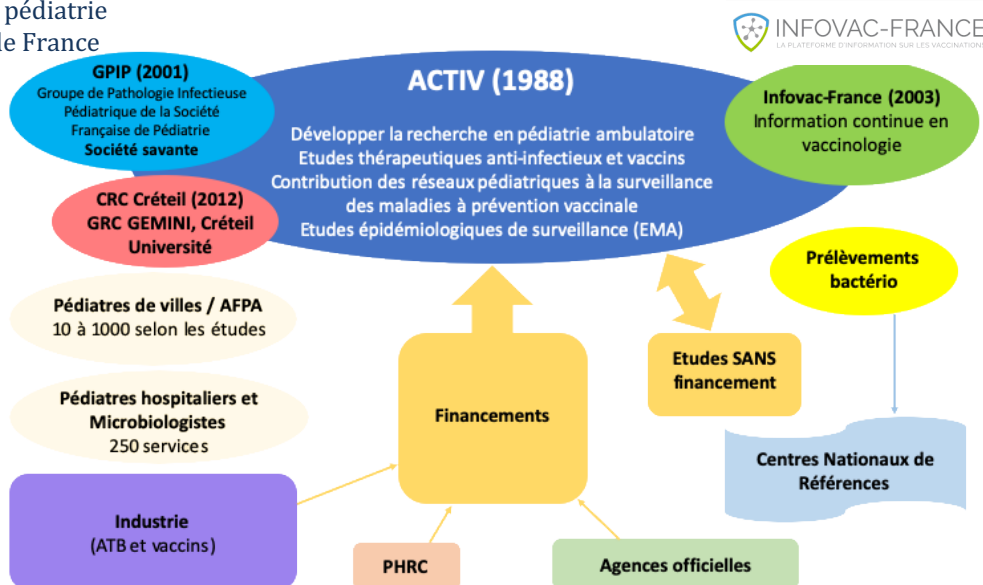
ACTIV dispose de l'**expérience**, des moyens structurels, humains et méthodologiques pour réaliser des études cliniques, de la **conception du protocole à la publication** nationale et internationale.

Ces études sont à l'initiative d'ACTIV, de pédiatres de terrain, de l'université, d'agences officielles, de l'industrie pharmaceutique. Elles couvrent essentiellement le **champ infectieux** (observatoires, épidémiologie, méthodes diagnostiques, thérapeutiques, vaccinologie) et ont pour objectif de contribuer à la pratique d'une médecine fondée sur des preuves ("**evidence based medicine**").

Si la majorité des travaux est **ambulatoire**, certains se déroulent en **milieu hospitalier**, à l'échelon régional ou national.

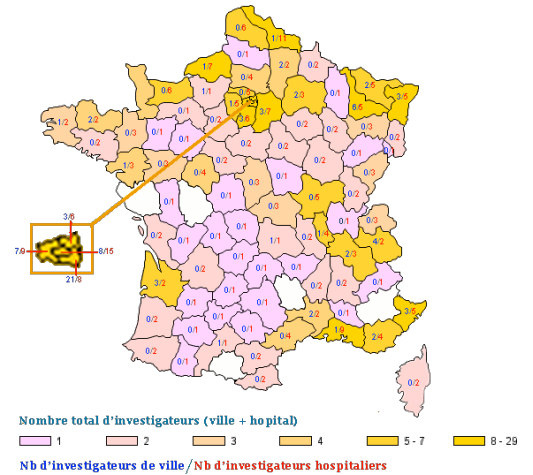
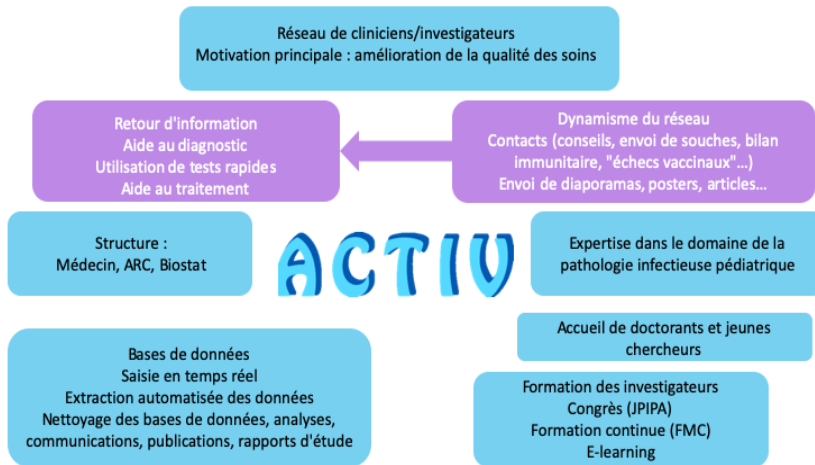
Voici quelques études menées par Activ :

- Etude de portage nasopharyngé
- Évolution des sérotypes des pneumocoques responsables d'otites avant et après l'introduction du vaccin pneumococcique conjugué
- Observatoire national des méningites bactériennes
- Observatoire des infections invasives à pneumocoque
- Etude des facteurs génétiques des infections graves à pneumocoque
- Coqueluche « ambulatoire » en pédiatrie
- Varicelles hospitalisées en Ile de France
- Observatoire des pneumonies
- Etude E. Coli BLSE
- Echec otite
- Etude Comportement malade
- Etude TDR SGA
- Etude CRP microméthode
- Etude TDR grippe
- Etc...



## Le Réseau ACTIV

ACTIV s'appuie sur un réseau d'investigateurs en ville constitué d'un **noyau dur d'une centaine de pédiatres**, mais qui, pour certaines études, **peut atteindre le millier**. Le réseau hospitalier se compose de **250 services de pédiatrie** et **168 services de microbiologie**.



## Le Réseau INFOVAC France : source d'informations validées sur les vaccinations

InfoVac-France est une ligne directe d'information et de consultation sur les vaccinations, créée en Janvier 2003 en collaboration avec InfoVac-Suisse, ACTIV et le Groupe de Pathologie Infectieuse Pédiatrique de la Société Française de Pédiatrie.

Réseau d'experts qui se sont donnés pour mission de répondre rapidement aux questions liées aux vaccinations que se posent les médecins, InfoVac fournit une aide à la vaccination individuelle des patients en fonction de leurs antécédents personnels et familiaux.

Les consultants d'InfoVac sont des pédiatres avec une expertise particulière dans le domaine des maladies infectieuses et des vaccinations. Ils travaillent en réseau afin de garantir compétence, crédibilité, objectivité et homogénéité des réponses. Actuellement, Robert Cohen et Claire-Anne Siegrist coordonnent les experts Infovac France. Initialement destiné aux pédiatres, InfoVac s'est ouvert rapidement à tous les médecins et autres professionnels de santé de France. Les experts d'InfoVac-France sont indépendants : ils fonctionnent en leur nom, assumant personnellement la responsabilité des conseils qu'ils donnent aux médecins et le choix des informations qu'ils diffusent par leur bulletin – sans être soumis dans cette tâche aux autorités de santé, ni aux hiérarchies des hôpitaux dans lesquels ils travaillent. Les experts d'InfoVac-France sont indépendants des firmes pharmaceutiques. Les liens d'intérêts (<https://www.infovac.fr/infovac/les-experts>) qu'ils peuvent entretenir avec elles, par le biais de conférences ou de conseils en leur qualité d'expert dans leurs domaines respectifs, ne sont pas pour autant sources de conflits d'intérêts !

Les comptes d'InfoVac-France sont gérés et contrôlés par l'administration d'ACTIV.  
Infovac en chiffres : Plus de 15 experts mobilisés, pour répondre à plus de 6 000 questions par an, posées par plus de 14 000 adhérents (médecins généralistes, pédiatres, pharmaciens...) et un bulletin mensuel consulté en moyenne 7 000 fois.

Vous recherchez des informations sur :



Articles détaillés relatifs aux fiches Infovac

MARDI 14 JANVIER 2020 14:12



Structures associées



<https://www.infovac.fr>

## Dernières publications internationales

1. Birgy A, Madhi F, Jung C, Levy C, Cointe A, Bidet P, Hobson CA, Bechet S, Sobral E, Vuthien H, Ferroni A, Aberrane S, Cuzon G, Beraud L, Gajdos V, Launay E, Pinquier D, Haas H, Desmarest M, Dommergues MA, Cohen R, Bonacorsi S; Group of the National Observatory of Urinary tract Infection due to ESBL-producing Enterobacteriaceae in children. Diversity and trends in population structure of ESBL-producing Enterobacteriaceae in febrile urinary tract infections in children in France from 2014 to 2017. *J Antimicrob Chemother.* 2019 Oct 16.
2. Trinh NTH, Bruckner TA, Lemaitre M, Chauvin F, Levy C, Chahwakilian P, Cohen R, Chalumeau M, Cohen JF. Association between National Treatment Guidelines for Upper Respiratory Tract Infections and Outpatient Pediatric Antibiotic Use in France: An Interrupted Time-Series Analysis. *J Pediatr.* 2019 Oct 11
3. Tauzin M, Ouldali N, Bv@chet S, Caeymaex L, Cohen R. Pharmacokinetic and pharmacodynamic considerations of cephalosporin use in children. *Expert Opin Drug Metab Toxicol.* 2019 Oct 9.
4. Levy C, Ouldali N, Caeymaex L, Angoulvant F, Varon E, Cohen R. Diversity of Serotype Replacement After Pneumococcal Conjugate Vaccine Implementation in Europe. *J Pediatr.* 2019 Oct;213:252-253.e3.
5. Truffert E, Fournier Charri@re E, Treluyer JM, Blanchet C, Cohen R, Gardini B, Haas H, Liard F, Montastruc JL, Nicollas R, Pondaven S, Stahl JP, Wood C, Couloigner V. Guidelines of the French Society of Otorhinolaryngology (SFORL): Nonsteroidal anti-inflammatory drugs (NSAIDs) and pediatric ENT infections. Short version. *Eur Ann Otorhinolaryngol Head Neck Dis.* 2019 Aug 13.
6. Guet-Revillet H, Levy C, Vallet C, Maghraoui-Slim V, Dommergues MA, Hentgen V, Paget C, Laugel V, Cohen R, Ferroni A. Lyme neuroborreliosis in children: Report of nine cases and a review of the literature. *Arch Pediatr.* 2019 Apr;26(3):133-137.
7. Ouldali N, Cohen R, Levy C, Gelbert-Baudino N, Seror E, Corrad F, Vie Le Sage F, Michot AS, Romain O, Bechet S, Bonacorsi S, Angoulvant F, Varon E. Pneumococcal susceptibility to antibiotics in carriage: a 17 year time series analysis of the adaptive evolution of non-vaccine emerging serotypes to a new selective pressure environment. *J Antimicrob Chemother.* 2019 Jul 6.
8. Darmaun L, Levy C, Lagr@e M, Bv@chet S, Varon E, Desein R, Cohen R, Martinot A, Dubos F; ACTIV-GPIP Study Group. Recurrent Pneumococcal Meningitis in Children: A Multicenter Case-Control Study. *Pediatr Infect Dis J.* 2019 Jun 17.
9. Varon E, Cohen R. Novel insights into pneumococcal lineages in the vaccine era. *Lancet Infect Dis.* 2019 Jun 7.
10. Tauzin M, Cohen R, Durrmeyer X, Dassieu G, Barre J, Caeymaex L. Continuous-Infusion Vancomycin in Neonates: Assessment of a Dosing Regimen and Therapeutic Proposal. *Front Pediatr.* 2019 May 14;7:188.
11. Birgy A, Levy C, Nicolas-Chanoine MH, Cointe A, Hobson CA, Magnan M, Bechet S, Bidet P, Cohen R, Bonacorsi S. Emergence and dominance of E. coli ST131 CTX-M-27 in a community paediatric cohort study: independent host factors and bacterial genetic determinants. *Antimicrob Agents Chemother.* 2019 May 13
12. Guet-Revillet H, Levy C, Vallet C, Maghraoui-Slim V, Dommergues MA, Hentgen V, Paget C, Laugel V, Cohen R, Ferroni A. Lyme neuroborreliosis in children: Report of nine cases and a review of the literature. *Arch Pediatr.* 2019 Mar 15.
13. Levy C, Varon E, Ouldali N, Bv@chet S, Bonacorsi S, Cohen R. Changes in invasive pneumococcal disease spectrum after 13 valent pneumococcal conjugate vaccine implementation. *CID.* March 2019.
14. Lorton F, Chalumeau M, Assathiany R, Martinot A, Bucchia M, Rouv@ JM, Bourgoin P, Chantreuil J, Bouscaillet G, Gaillot T, Saulnier JP, Caillon J, Levy C, Cohen R, Gras-Le Guen C, Launay E. Vaccine-preventable severe morbidity and mortality caused by meningococcus and pneumococcus: A population-based study in France. *Paediatr Perinat Epidemiol.* 2018 Sep;32(5):442-447.
15. Levy C, Cohen R. Tackling childhood pneumonia in Africa: a dream that becomes reality. *Lancet Glob Health.* 2019 Mar;7(3):e288-e289.
16. Ouldali N, Levy C, Minodier P, Morin L, Biscardi S, Aurel M, Dubos F, Dommergues MA, Mezgueldi E, Levieux K, Madhi F, Hees L, Craiu I, Gras Le Guen C, Launay E, Zenkhri F, Lorrot M, Gillet Y, Bv@chet S, Hau I, Martinot A, Varon E, Angoulvant F, Cohen R. Long-term Association of 13-Valent Pneumococcal Conjugate Vaccine Implementation With Rates of Community-Acquired Pneumonia in Children. *JAMA Pediatr.* 2019 Feb 4.
17. Levy C, Varon E, Ouldali N, Wollner A, Thollot F, Corrad F, Werner A, Bv@chet S, Bonacorsi S, Cohen R. Bacterial causes of otitis media with spontaneous perforation of the tympanic membrane in the era of 13 valent pneumococcal conjugate vaccine. *PLoS One.* 2019 Feb 1;14(2).
18. Carrie C, Walewski V, Levy C, Alexandre C, Baleine J, Charreton C, Coche-Monier B, Caeymaex L, Lageix F, Lorrot M, Klosowski S, Hess L, Zafer O, Gaudelus J, Pinquier D, Carbonnelle E, Cohen R, de Pontual L. Klebsiella pneumoniae and Klebsiella oxytoca meningitis in infants. Epidemiological and clinical features. *Arch Pediatr.* 2019 Jan;26(1):12-15.
19. Geslain G, Birgy A, Adiba S, Magnan M, Courroux C, Levy C, Cohen R, Bidet P, Bonacorsi S. Genome sequencing of strains of the most prevalent clonal group of O1:K1:H7 Escherichia coli that causes neonatal meningitis in France. *BMC Microbiol.* 2019 Jan 17;19(1):17
20. Rybak A, Viv@ le Sage F, Bv@chet S, Werner A, Thiebault G, Bakhache P, Virey B, Caulin E, Cohen R, Levy C. Timeliness of routine immunization in non-preterm children less than 2 years old using electronic data capture in an ambulatory setting in France in the context of vaccine hesitancy. *Arch Pediatr.* 2019 Feb;26(2):56-64.
21. Vermeë Q, Cohen R, Hays C, Varon E, Bonacorsi S, Bechet S, Thollot F, Corrad F, Poyart C, Levy C, Raymond J. Biofilm production by Haemophilus influenzae and Streptococcus pneumoniae isolated from the nasopharynx of children with acute otitis media. *BMC Infect Dis.* 2019 Jan 11;19(1):44
22. 2018
23. Tauzin M, Ouldali N, Lv@vy C, Bv@chet S, Cohen R, Caeymaex L. Combination therapy with ciprofloxacin and third-generation cephalosporin versus third-generation cephalosporin monotherapy in Escherichia coli meningitis in infants: a multicentre propensity score-matched observational study. *Clin Microbiol Infect.* 2018 Dec 26.
24. Cohen R, Gaudelus J, Leboucher B, Stahl JP, Denis F, Subtil D, Pujol P, Lepetit H, Longflier L, Martinot A. Impact of mandatory vaccination extension on infant vaccine coverages: Promising preliminary results. *Med Mal Infect.* 2018 Nov 05;
25. Madhi F, Levy C, Morin L, Minodier P, Dubos F, Zenkhri F, Dommergues MA, Mezgueldi E, Levieux K; Pneumonia Study Group, Bv@chet S, Varon E, Cohen R; GPIP (Pediatric Infectious Disease Group). Change in Bacterial Causes of Community-Acquired Parapneumonic Effusion and Pleural Empyema in Children 6 Years After 13-Valent Pneumococcal Conjugate Vaccine Implementation. *J Pediatric Infect Dis Soc.* 2018 Nov 8.
26. Dagan R, Pelton S, Bakaletz L, Cohen R. First Otitis Media and Pneumococcal Conjugate Vaccine Serotypes in Infants. *Pediatr Infect Dis J.* 2018 Dec;37(12):e351-e352.
27. Caron F, Galperine T, Fleteau C, Azria R, Bonacorsi S, Bruy@re F, Cariou G, Clouqueur E, Cohen R, Doco-Lecompte T, Elefant E, Faure K, Gauzit R, Gavazzi G, Lemaitre L, Raymond J, Senneville E, Sotto A, Subtil D, Trivalle C, Merens A, Etienne M. Practice guidelines for the management of adult community-acquired urinary tract infections. *Med Mal Infect.* 2018 Aug;48(5):327-358.
28. Ouldali N, Levy C, Varon E, Bonacorsi S, Bv@chet S, Cohen R, Angoulvant F, French Pediatric Meningitis Network. Incidence of paediatric pneumococcal meningitis and emergence of new serotypes: a time-series analysis of a 16-year French national survey. *Lancet Infect Dis.* 2018 Sep;18(9):983-991
29. Basmaci R, Deschamps K, Levy C, Mathy V, Corrad F, Thollot F, Bv@chet S, Sobral E, Bidet P, Cohen R, Bonacorsi S. Prevalence of Kingella kingae oropharyngeal carriage and predominance of type a and type b polysaccharide capsules among French young children. *Clin Microbiol Infect.* 2018 Aug 9.
30. Lorton F, Chalumeau M, Assathiany R, Martinot A, Bucchia M, Rouv@ JM, Bourgoin P, Chantreuil J, Bouscaillet G, Gaillot T, Saulnier JP, Caillon J, Levy C, Cohen R, Gras-Le Guen C, Launay E. Vaccine-preventable severe morbidity and mortality caused by meningococcus and pneumococcus: A population-based study in France. *Paediatr Perinat Epidemiol.* 2018 Sep;32(5):442-447
31. Ouldali N, Rybak A, Cohen R. Allergy to penicillin in children: what reality and when to give up amoxicillin ? *Rev Prat.* 2018 Apr;68(4):355-358.

32. Levy C, Vie le Sage F, Varon E, Chalumeau M, Grimprel E, Cohen R. Pediatric Ambulatory and Hospital Networks for Surveillance and Clinical Epidemiology of Community-Acquired Infections. *J Pediatr.* March 2018, Volume 194, Pages 269-270.e2
33. Lagree M, Bontemps S, Dessein R, Angoulvant F, Madhi F, Martinot A, Cohen R, Dubos F, GPIP. Extended-spectrum CE $\beta$ -lactamase-producing Enterobacteriaceae, national study of antimicrobial treatment for pediatric urinary tract infection. *Med Mal Infect.* 2018 May;48(3):193-201
34. Trinh NTH, Chahwakilian P, Bruckner TA, Sclison S, Levy C, Chalumeau M, Milic D, Cohen R, Cohen JF. Discrepancies in national time trends of outpatient antibiotic utilization using different measures: a population-based study in France. *J Antimicrob Chemother.* 2018 May 1;73(5):1395-1401.
35. Madhi F, Jung C, Timsit S, Levy C, Biscardi S, Lorrot M, Grimprel E, Hees L, Craiu I, Galerne A, Dubos F, Cixous E, Hentgen V, Bv $\text{\textcircled{c}}$ chet S, Urinary-tract Infection due to Extended-Spectrum Beta-lactamase-producing Enterobacteriaceae in Children Group, Bonacorsi S, Cohen R. Febrile urinary-tract infection due to extended-spectrum beta-lactamase-producing Enterobacteriaceae in children: A French prospective multicenter study. *PLoS One.* 2018;13(1):e0190910
36. Birgy A, Madhi F, Hogan J, Doit C, Gaschignard J, Caseris M, Bidet P, Cohen R, Bonacorsi S. CTX-M-55, MCR-1 and fosA producing multi-resistant E. coli in a pediatric infection in France. *Antimicrob Agents Chemother.* 2018 Mar 27;62(4).
37. Rybak A, Levy C, Bonacorsi S, Bv $\text{\textcircled{c}}$ chet S, Vi $\text{\textcircled{v}}$  le Sage F, Elbez A, Varon E, Cohen R. Antibiotic Resistance of Potential Otopathogens Isolated From Nasopharyngeal Flora of Children With Acute Otitis Media Before, During and After Pneumococcal Conjugate Vaccines Implementation. *Pediatr Infect Dis J.* 2018 Mar;37(3):e72-e78.
38. Romain AS, Cohen R, Plainvert C, Joubrel C, Bv $\text{\textcircled{c}}$ chet S, Perret A, Tazi A, Poyart C, Levy C. Clinical and Laboratory Features of Group B Streptococcus Meningitis in Infants and Newborns: Study of 848 Cases in France, 2001-2014. *Clin Infect Dis.* 2018 Mar 5;66(6):857-864.

# Pediatric Ambulatory and Hospital Networks for Surveillance and Clinical Epidemiology of Community-Acquired Infections

Corinne Levy, MD<sup>1,2,3,4,5</sup>, François Vie le Sage, MD<sup>4,5</sup>, Emmanuelle Varon, MD<sup>6</sup>, Martin Chalumeau, MD<sup>4,7,8</sup>, Emmanuel Grimprel, MD<sup>4,9</sup>, and Robert Cohen, MD<sup>1,2,3,4,5,10</sup>

Care of infectious diseases (prevention, diagnosis, and treatment) represents a large part of the activity of pediatric practices as well as primary care, emergency departments, and hospitals. The bacterial and viral species involved in pediatric community-acquired infections (CAIs) can induce severe, moderate, or mild diseases, which require care by hospitalization, emergency departments, or first-line clinicians. For example, pneumococcus manifests as a spectrum of diseases ranging from severe invasive diseases, such as meningitis, bacteremic pneumonia, and bacteremia, to less severe but more frequent diseases, such as acute otitis media (AOM), sinusitis, and pneumonia (Figure; available at [www.jpeds.com](http://www.jpeds.com)).<sup>1,2</sup> Therefore, outpatient use of antibiotics also involves antibiotic resistance for CAIs; hence, infection management becomes even more complex, often leading to hospitalizations. Moreover, some vaccines, for which the main objective is reducing invasive and severe diseases, have an additional impact on less severe diseases and also change the carriage.<sup>3</sup> Trying to study the bacterial and clinical epidemiology of organisms such as Pneumococcus, Group A *Streptococcus*, or *Escherichia coli*, involved in a large spectrum of CAIs, requires a focus on both the ambulatory setting and on the hospital.

We review the efforts to build a French pediatric research network that focused on CAIs.

Before the 1990s, in France, first-line clinicians and notably ambulatory pediatricians were not involved in clinical research, which was performed mainly by universities and hospitals. Because of a lack of surveillance systems in ambulatory settings, we created a nonprofit ambulatory-pediatric research network, Pediatric Clinical and Therapeutic Association of Val de Marne (ACTIV). This regional network (Paris area) was extended at the national level via a strong collaboration with the Association of French Ambulatory Pediatricians. A link with a preexisting hospital network, the Pathology Pediatric Infectious Disease Group of the French Pediatrics Society, was established several years later. The network has complied with the high-quality standards required by good clinical practice for industrial trials by European and North American drug regulators and the “feasibility in real life,” taking into account medical practice with ambulatory care and

hospital constraints. With ACTIV, we have designed study protocols aimed at simplifying the procedures, while maintaining a high standard of quality. This approach facilitated the publication of scientific data that were widely used by the European and American medical markets.

## From Antibiotic Treatment to Prevention with Vaccines

To compare the efficacy of different therapeutic options (type of drug, dosage, duration of antibiotic treatments, etc), in AOM we have performed several clinical trials using rigorous criteria to standardize the AOM diagnosis along with otoscopy training sessions.<sup>4-6</sup> Our research group evaluated the impact of antibiotics on the composition and antibiotic resistance in nasopharyngeal flora that involved a network of almost 100 primary care pediatricians.<sup>5,6</sup> The bacteriological samples were centralized in the National Reference Center for Pneumococci. The advantage of the expertise acquired in this area (several thousand nasopharyngeal samples collected in 10 years) allowed us to perform our pivotal study on nasopharyngeal carriage after the 7-valent pneumococcal conjugate vaccine (PCV) implementation in France in 2001.<sup>7</sup> This study was performed as a postlicensing commitment requested by the European Medicines Agency to determine the impact of the 7-valent pneumococcal conjugate vaccine. Although other studies reported similar results for the PCV impact, none were comparable with those we have conducted since 2001 in terms of design, duration (>17 years), and number of patients enrolled (>15 000).<sup>7</sup>

ACTIV	Pediatric Clinical and Therapeutic Association of Val de Marne
AOM	Acute otitis media
CAI	Community-acquired infection
PCV	Pneumococcal Conjugate Vaccine

From the <sup>1</sup>University Paris Est, IMRB- GRC GEMINI, Créteil, France; <sup>2</sup>ACTIV, Pediatric Clinical and Therapeutic Association of the Val de Marne, Saint-Maur des Fossés; <sup>3</sup>Clinical Research Center (CRC), Centre Hospitalier Intercommunal de Créteil; <sup>4</sup>GPIP, Pediatric Infectious Disease Group; <sup>5</sup>AFFA, French Association of Ambulatory Pediatricians, Saint-Germain-en-Laye; <sup>6</sup>National Reference Center for Pneumococci, Microbiology Laboratory, Assistance Publique-Hôpitaux de Paris, Hospital Georges-Pompidou; <sup>7</sup>Obstetrical, Perinatal and Pediatric Epidemiology Research Team (Epopé), Center for Epidemiology and Statistics Sorbonne Paris Cité (CRESS-INSERM U1153), Paris Descartes University; <sup>8</sup>Department of General Pediatrics and Pediatric Infectious Diseases, Necker hospital for Sick Children, Assistance Publique-Hôpitaux de Paris, Paris Descartes University; <sup>9</sup>Department of General Pediatrics, Hôpital Trousseau, AP-HP, University Pierre et Marie Curie, Paris; and <sup>10</sup>Unité Court Séjour, Petits Nourrissons, Neonatology Department, Centre Hospitalier Intercommunal de Créteil, France

The institutions of C.L. and R.C. (ACTIV) received research grant support from Pfizer, GlaxoSmithKline, and Sanofi Pasteur MSD outside of the submitted work. The authors declare no conflicts of interest.

0022-3476/\$ - see front matter.

<https://doi.org/10.1016/j.jpeds.2017.11.050>

## Keys to Success

Several factors could explain the success of this network lasting more than 30 years (Table; available at [www.jpeds.com](http://www.jpeds.com)). The important outcome of the studies performed by the research network has been the implementation of clinical conclusions and recommendations by pediatricians in their practice. This includes the duration of antibiotic therapy for children with AOM or group A *Streptococcus* pharyngitis as well as the use of biomarkers or rapid diagnostic tests to improve diagnostic performance and use of appropriate antibiotics for different infectious diseases.<sup>8-11</sup> Finally, the best proof of success was that pediatricians' behavior was correlated with the research they conducted. Particularly, our group, which promptly implemented the proposed recommendations, showed less prescription of antibiotics and greater vaccination coverage for their patients than other physicians who applied the recommendations later.<sup>12</sup>

We have recently moved to a new method that allows us to even more easily perform studies by directly obtaining data from pediatricians' computers. With 100 pediatricians using the same software (Infansoft, CompuGroup Medical, Koblenz, Germany), we have automated data capture from electronic medical records for children in ambulatory settings, the Panel in Ambulatory Research Infectiology. The participants benefit in real time from the epidemiology of several infectious diseases on a dedicated Website. They can also improve their diagnosis with e-learning sessions specifically dedicated to each pathology.

## Link with the Hospital Network

Linking ambulatory and hospital networks is important. For instance, to determine the multifaceted impact of pneumococcal vaccine implementation on invasive pneumococcal infections, we linked the ambulatory with the hospital-based surveillance systems by reconciling separate databases, and we created a national hospital network for bacterial meningitis with the Pathology Pediatric Infectious Disease Group of the French Pediatrics Society.<sup>13,14</sup> More than 230 pediatricians and 168 microbiologists nationally were involved in this study. Microbiologists agreed to voluntarily send each bacterial species isolated from meningitis samples to the corresponding national reference center, which performed serotyping and genotyping, as well as extensive standardized susceptibility testing. The strong participation and motivation of hospital pediatricians and microbiologists were related to the lack of a prior surveillance system that included clinical, therapeutic, and microbiological data for invasive diseases in France. Moreover, the originality and the relevance of our system lies in the fact that we used our research platform that was initially created for outpatient infectious diseases. We identified a team of pediatricians and microbiologists in each participating center and organized a close collaboration with the experts of the national reference centers for the different bacterial species. The

research has improved the quality of care, and the network has been regularly asked to perform ancillary studies and specific analyses for each bacteria involved. The bacterial meningitis study surveillance, with more than 6500 cases enrolled since 2001, allowed for the publication of several articles, also involving the contribution of young pediatricians.<sup>15</sup> Moreover, our ambulatory and hospital network initially built for pneumococcal infections was extended to study other diseases and pathogens, such as the increasing incidence of CAIs owing to extended-spectrum  $\beta$ -lactamase-producing *E coli*. These studies provided useful public health data and recommendations.

## French Vaccine Network

In 2003, following the Infovac-Swiss model, we developed InfoVac-France, a website designed by Clair-Anne Siegrist of the University of Geneva, providing physicians with a direct source of information on vaccinations.<sup>16-18</sup> In the context of vaccine hesitancy in the world and particularly in France, here again this network helps provide optimal vaccine support and represents a good opportunity for the release of validated scientific information on vaccines.

## Conclusion

Rather than providing guidance for better surveillance of pediatric infectious diseases, herein we present an overview of our surveillance system for diseases and highlight why, in the French context, it was successful beyond our hopes. Owing to different clinical practices and healthcare systems, epidemiology, and vaccination programs worldwide, results from studies performed in other countries cannot always be extracted or transposed to one's own country. This factor has led to each country performing its own clinical research. The strength of our surveillance systems lies in the multiplicity of funding (governmental, university, and pharmaceutical industry). Our challenges are to rigorously maintain several well-established surveillance systems with resources specifically allocated and increase the involvement of young researcher-pediatricians. Our networks are not always representative of all French pediatricians, because our researcher-pediatricians are well-informed and particularly well-trained to follow the latest recommendations. However, we believe in this model, which can easily evolve with themes of research prioritized according to epidemiologic changes. Without competing with the different pre-existing research groups in our country, we have federated and involve all the volunteers in our networks. Hence, this "ambulatory/hospital" research network, which is unique in Europe, contributes greatly to answering public health questions, particularly for vaccination strategies and antibiotic resistance.<sup>15</sup> ■

References available at [www.jpeds.com](http://www.jpeds.com)

References

1. Bogaert D, De Groot R, Hermans PW. Streptococcus pneumoniae colonisation: the key to pneumococcal disease. *Lancet Infect Dis* 2004;4:144-54.
2. Simell B, Auranen K, Kayhty H, Goldblatt D, Dagan R, O'Brien KL, et al. The fundamental link between pneumococcal carriage and disease. *Expert Rev Vaccines* 2012;11:841-55.
3. Dagan R. The diversity of pneumococcal conjugate vaccine impact observed through their implementation. *Hum Vaccin Immunother* 2016;12:266-7.
4. Cohen R, Levy C, Boucherat M, Langue J, de La Rocque F. A multicenter, randomized, double-blind trial of 5 versus 10 days of antibiotic therapy for acute otitis media in young children. *J Pediatr* 1998;133:634-9.
5. Varon E, Levy C, De La Rocque F, Boucherat M, Deforche D, Podglajen I, et al. Impact of antimicrobial therapy on nasopharyngeal carriage of Streptococcus pneumoniae, Haemophilus influenzae, and Branhamella catarrhalis in children with respiratory tract infections. *Clin Infect Dis* 2000;31:477-81.
6. Cohen R, Bingen E, Varon E, de La Rocque F, Brahimi N, Levy C, et al. Change in nasopharyngeal carriage of Streptococcus pneumoniae resulting from antibiotic therapy for acute otitis media in children. *Pediatr Infect Dis J* 1997;16:555-60.
7. Cohen R, Varon E, Doit C, Schlemmer C, Romain O, Thollot F, et al. A 13-year survey of pneumococcal nasopharyngeal carriage in children with acute otitis media following PCV7 and PCV13 implementation. *Vaccine* 2015;33:5118-26.
8. Cohen R, Reinert P, De La Rocque F, Levy C, Boucherat M, Robert M, et al. Comparison of two dosages of azithromycin for three days versus penicillin V for ten days in acute group A streptococcal tonsillopharyngitis. *Pediatr Infect Dis J* 2002;21:297-303.
9. Cohen JF, Cohen R, Bidet P, Levy C, Deberdt P, d'Humières C, et al. Rapid-antigen detection tests for group a streptococcal pharyngitis: revisiting false-positive results using polymerase chain reaction testing. *J Pediatr* 2013;162:1282-4, 4 e1.
10. Cohen R, Levy C, Chalumeau M. Shortened antimicrobial treatment for acute otitis media. *N Engl J Med* 2017;376:e24.
11. Levy C, Biscardi S, Dommergues MA, Dubos F, Hees L, Levieux K, et al. Impact of PCV13 on community-acquired pneumonia by C-reactive protein and procalcitonin levels in children. *Vaccine* 2017;35:5058-64.
12. Levy C, Pereira M, Guedj R, Abt-Nord C, Gelbert NB, Cohen R, et al. Impact of 2011 French guidelines on antibiotic prescription for acute otitis media in infants. *Med Mal Infect* 2014;44:102-6.
13. Cohen R, Biscardi S, Levy C. The multifaceted impact of pneumococcal conjugate vaccine implementation in children in France between 2001 to 2014. *Hum Vaccin Immunother* 2016;12:277-84.
14. Bingen E, Levy C, de la Rocque F, Boucherat M, Varon E, Alonso JM, et al. Bacterial meningitis in children: a French prospective study. *Clin Infect Dis* 2005;41:1059-63.
15. Association Clinique et Thérapeutique Infantile du Val de Marne (ACTIV). [http://activ-france.com/Publis\\_en.php](http://activ-france.com/Publis_en.php). Accessed December 18, 2017.
16. InfoVac Suisse. La ligne directe d'information sur la vaccination! <https://www.infovac.ch/fr/>. Accessed December 18, 2017.
17. InfoVac-France. La ligne directe d'information et de consultation sur les vaccinations. <https://www.infovac.fr/>. Accessed December 18, 2017.
18. Cohen R, Siegrist CA. Vaccines' adverse events: questions and answers brought by InfoVac. *Arch Pediatr* 2006;13:650-2.

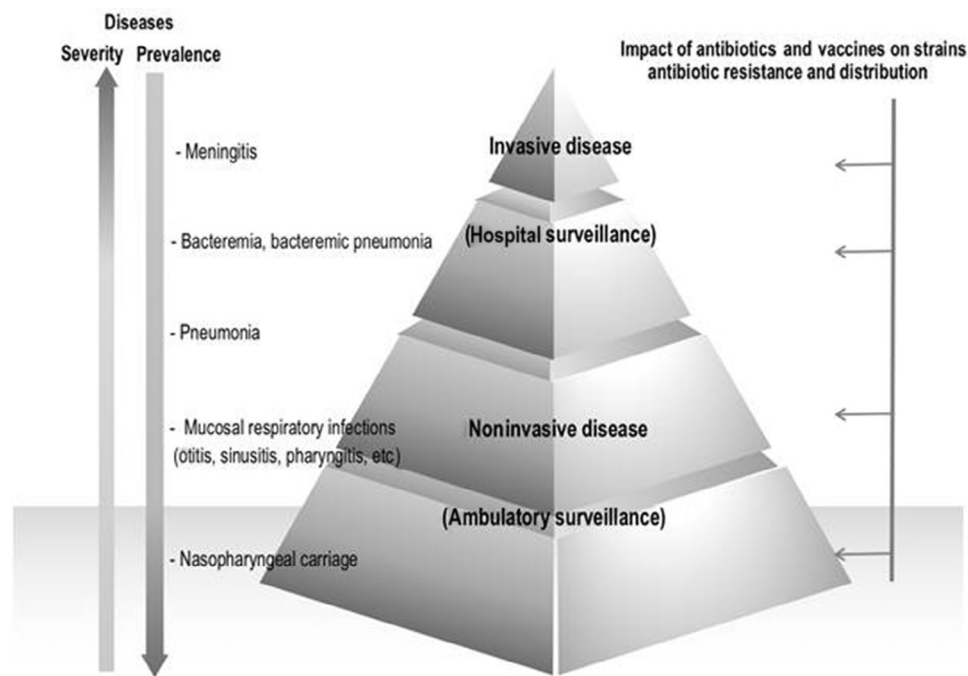


Figure. Spectrum of Streptococcus pneumoniae disease.

**Table. Factors determining the successful outcome of pediatric ambulatory and hospital networks for surveillance and clinical epidemiology of CAIs**

Addressing areas of typical concern for primary care physicians (ie, improvement in diagnosis and/or management of pediatric infectious diseases).

Developing projects aimed at providing answers to common clinical question related to professional practice and promoting pediatric best practice for the benefit of children (ie, studies involving respiratory tract infections, owing to their frequency and easiness in obtaining oropharyngeal or nasopharyngeal samples).

Placing investigators and their training programs at the cornerstone of the research system (investigators easily recognize that contributing to the projects proposed provides a real benefit to their daily practice and professional continuing education).

Building and establishing preliminary relationships between parents and their family pediatricians, which largely favor parental adherence to protocols and facilitate the collection of parental written informed consent to the studies (very few patients are lost to follow-up).